



School for the Deaf



Ark. School for the Deaf



LEA 6092004



(501) 324-9514



[View Website](#)

Information

School District	Ark. School for the Deaf - 6092000
Grades Served	K - 12
Enrollment	99
School Hours	8:00 AM - 3:32 PM
Before School Program	✗ NO
After School Program	✓ YES
Weekend Program	✗ NO
Summer Program	✗ NO
Breakfast Program (No cost to students)	✓ YES
Lunch Program (No cost to students)	✓ YES
Academic Programs	YES
Enrichment Programs	YES
Waivers view details	N/A
County	Pulaski
Congressional District	Arkansas's 2nd Congressional District
Co-op	Pulaski County Schools - 9999000
Representatives	No data
Senators	No data
School Board Members	No data



2400 West Markham
Little Rock, AR 72205

Links

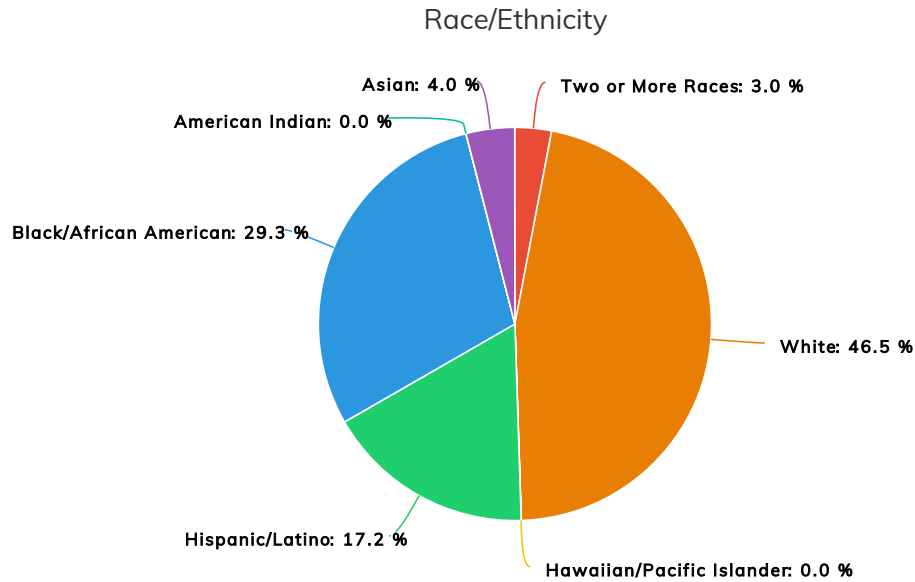
[Community Census Data](#)

[Labor Market Information](#)



Statistics

College Going Rate	N/A	English Learners	6%
District Per Pupil Expenditures	\$0.00	Low Income	60%
Graduation Rate	N/A	Average Years Teaching Experience	6.89
Student to Teacher Ratio	6 : 1	Students Eligible to Receive Special Education	84%
Average Class Size	N/A		



2022 - 2023 • Accountability At-a-Glance • School for the Deaf

Contact Information
School for the Deaf Ark. School for the Deaf
Principal: Rayburn Boland Superintendent: Gretchen Cobb
2400 West Markham Little Rock, AR 72205-
http://arschoolforthe deaf.org (501) 324-9514

Student Information			
Grades	K - 12	Total Enrollment	99
Black	29.29%	English Learners	6.06%
Hispanic	17.17%	Economically Disadvantaged	60.00%
White	46.46%	Students with Disabilities	83.84%

Public School Rating Score (State Accountability: A-F Letter Grade)

State Accountability	Public School Rating	Rating Scale
	**	A = 73.22 and Above B = 67.96 - 73.21 C = 61.10 - 67.95 D = 52.95 - 61.09 F = 0.00 - 52.94

* Alternative Education (AE) program students included in attendance zone for school rating

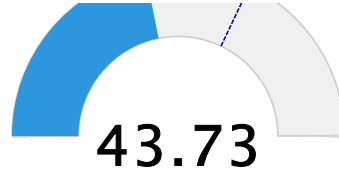
** Results reflect the impact on student learning due to the COVID pandemic. Please use caution when comparing the results and making decisions.

School Performance • ESSA School Index Score 2023

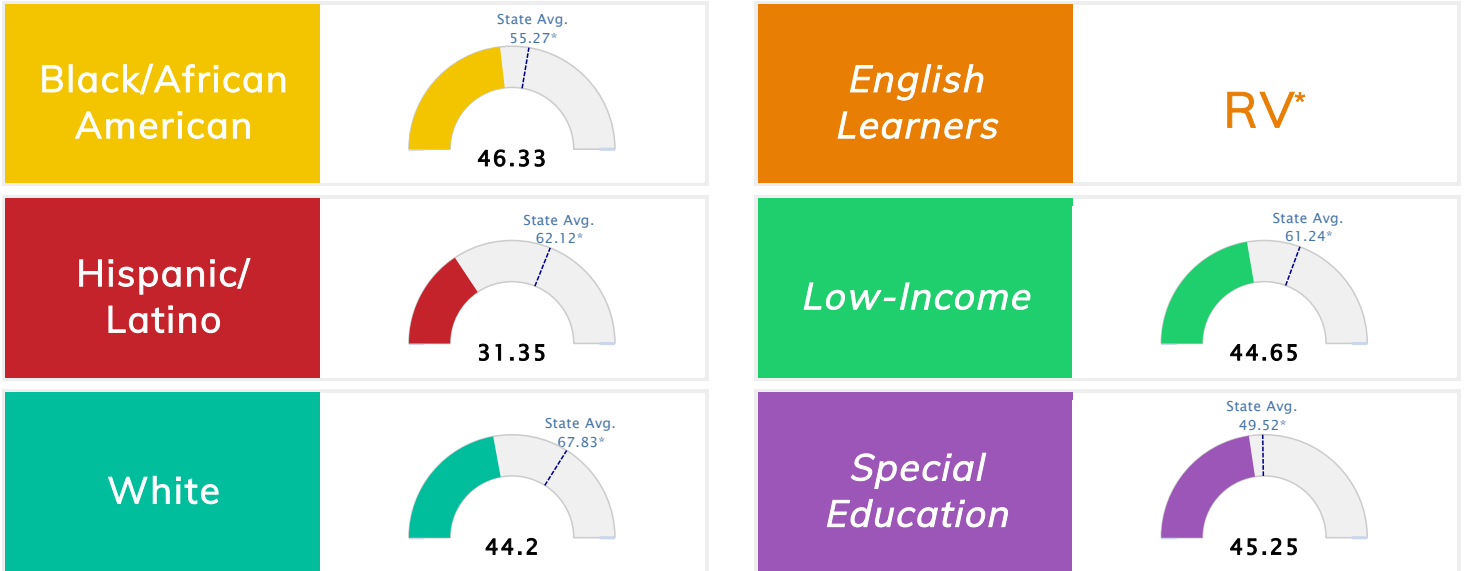




All Students



*State Average of ESSA School Index Scores for Grade Span.



	ELA % Tested	Math % Tested		ELA % Tested	Math % Tested
All Students	98.48%	98.48%			
Black / African American	100.00%	100.00%	English Learners	RV***	RV***
Hispanic / Latino	100.00%	100.00%	Economically Disadvantaged	100.00%	100.00%
White	96.67%	96.67%	Students with Disabilities	98.18%	98.18%

***RV = Restricted Value for sub-pops size < 10

Prepared by the Arkansas Department of Education: Division of Elementary and Secondary Education